



CRIMES, ACCUSED PERSONS AND PERSONS CONVICTED IN 2010

In 2010 the trials ended with penalty inflicted cover 35 397 committed crimes. The number of persons convicted with penalties came into force is 39 070. Compared to 2009 a decrease of the number of crimes with penalties inflicted and persons convicted is observed by 5.4% and by 4.4% respectively (See Annex below).

The group of convicted persons aged 14 – 17 years presents 6.9% of the total number of convicted persons and amounts to 2 694. In comparison with previous year a decrease by 13.7% is observed.

47 548 persons are accused for crimes commitment. The number of persons with effective sentence of conviction amounted to 24 740 (it presents 52.0% of the total number of accused persons). Conditionally sentenced are 14 330 persons or 30.1% of the total number of accused persons. 1 606 accused persons are acquitted (3.4%) and the trials of 221 persons (0.5%) are suspended. 6 651 persons or 14.0% of the total number of accused persons are released from penalty.

In 2010 the rate of criminal activity¹ is 595 per 100 000 persons of average annual criminally responsible population (age of 14 and over) and it is less compared to 2009 (when the number is 616 persons). Highest is the rate of criminal activity of age group from 18 to 24 years (1 592 convicted persons per 100 000 persons of the population of the same age group), followed by the group of 25 – 29 age (1 295 convicted persons per 100 000 persons of the population of the same age group), 14 -17 years (927), 30 – 39 years (879) and persons aged 40 and over – 219 convicted persons per 100 000 persons of the population of the same age group.

Among the convicted juvenile persons the highest is rate of criminal activity of the persons aged 17 years (2 306 persons per 100 000 persons of the total population of that age group compared to 1 431 persons in 2009). For persons convicted aged 16 that coefficient is 1 051, for 15 years old persons - 808 and 14 years – 449 per 100 000 of the population belonging to the respective age group.

Generally dangerous crimes

The crimes of general danger (such committed in a way presenting a general danger or by means of general danger at the transport and communication, directed against public health or environment, related to the usage of nuclear energy for peace purposes, and other crimes of general danger) hold the first place as a number and relative share in the total of punished criminality. In 2010, 14 021 crimes of this kind have been punished, that is by 14.4% less in comparison with 2009. The share of these crimes in total punished criminality is 39.6%. The number of persons convicted for commitment of that type of crimes is 13 741 or 35.2% of the total number of convicted persons. In comparison with the previous year a decrease is observed by 14.8%.

- Punished crimes against the transport and communications decreased by 17.8% toward 2009. The number of persons convicted for that kind of crimes is 11 326. It presents 82.4% of the total number of persons convicted for generally dangerous crimes commitment (against 85.7% in 2009). That number decreased by 18.0% in comparison with 2009, while 13 818 persons were convicted.
- In 2010 punished cases for “Theft of motor vehicle” are 273 toward 321 cases in 2009, as persons convicted for that type of crime are 316 and 365 respectively. The decrease is by 15.0% for punished cases and 13.4% for convicted persons.

¹ Persons convicted per 100 000 persons of the average annual population aged 14 and over.



- In 2010 the number of punished drug-related crimes (contraband of drugs, production, processing, possessing, dissemination, transportation, carrying and other) is increased by 14.5% – from 1 329 in 2009 to 1 522 in 2010. Convicted persons are 1 490 toward 1 297 in 2009 or by 14.9% more. The number of punished crimes and persons convicted for drug smuggling is increased. In 2010, 28 crimes are punished and 30 persons are convicted for that kind of crimes against 21 crimes and 25 persons in 2009.

Crimes against the property

The number of punished crimes against the property in 2010 is 12 012 or 33.9% of the total number of crimes with penalty inflicted, that is by 7.0 % less compared to 2009. They include theft and robbery of property, misappropriation, fraud, extortion, receiving stolen goods, destroying and damaging of property. Persons convicted for that type of crimes are 15 614 as decrease by 5.0% in comparison with 2009 is observed.

- Thefts of property are most populated crimes among the punished crimes against the property. 8 719 crimes of that kind are concluded with penalty and 12 042 persons are convicted (2.3% less toward previous year).
- 1 331 persons are convicted for commitment of 1 061 robberies. Compared to 2009 a decrease by 5.5% is observed for both categories.

Crimes against the person

Punished crimes against person (homicide, assault and battery, discrediting, kidnapping and illegal constraint, compulsion, disclosure of a secret of another, insult and libel, debauchery, rape and traffic of people) amounted to 2 072 in 2010. It presents 5.9% of the total number of crimes with penalty inflicted. 2 056 persons are convicted for commitment of this kind of crimes. In comparison with 2009 a decrease by 8.2% and 7.7% of crimes and convicted persons is observed respectively.

- An increase by 8.0% was registered in the number of persons convicted for homicide (committed and attempted). 162 persons were convicted for commitment of homicides (committed and attempted) against 150 persons in 2009.
- The number of persons convicted for rape (committed and attempted) decreased by 13.9% and it amounts to 149 persons (against 173 persons in 2009).

Other types of crimes

The number of persons convicted for committed **crimes against the activity of state bodies, public organizations and persons performing public duties** is increased in 2010. In comparison with 2009 the growth is by 57.4% and amounts to 2 684.

An increase of the number of persons convicted for **crimes against the financial, tax and insurance systems** is registered in 2010. The number of persons convicted for this kind of crimes is 127 that presents 12.4% more compared to 2009.

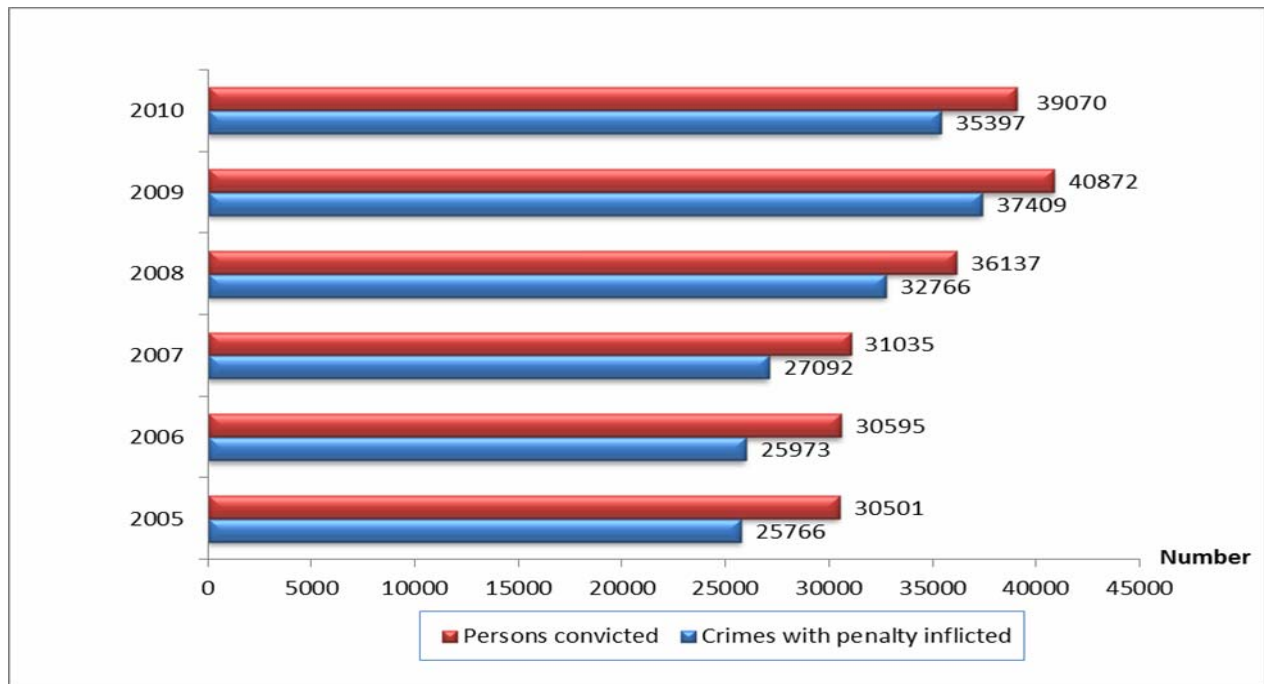
The number of persons convicted for committed **crimes against the economy** is increased by 45.9% (1 793 persons). Convicted persons for **documentary crimes** are 1 249.

The number of persons convicted for **crimes against the marriage, family and youth** is decreased by 5.1% (616 persons) in 2010.

A decrease of the number of persons convicted for **crimes against the order and the public peace** by 2.6% (939 persons convicted) is observed in comparison with 2009.



Figure 1. Crimes with penalty inflicted and persons convicted during the period of 2005 – 2010.



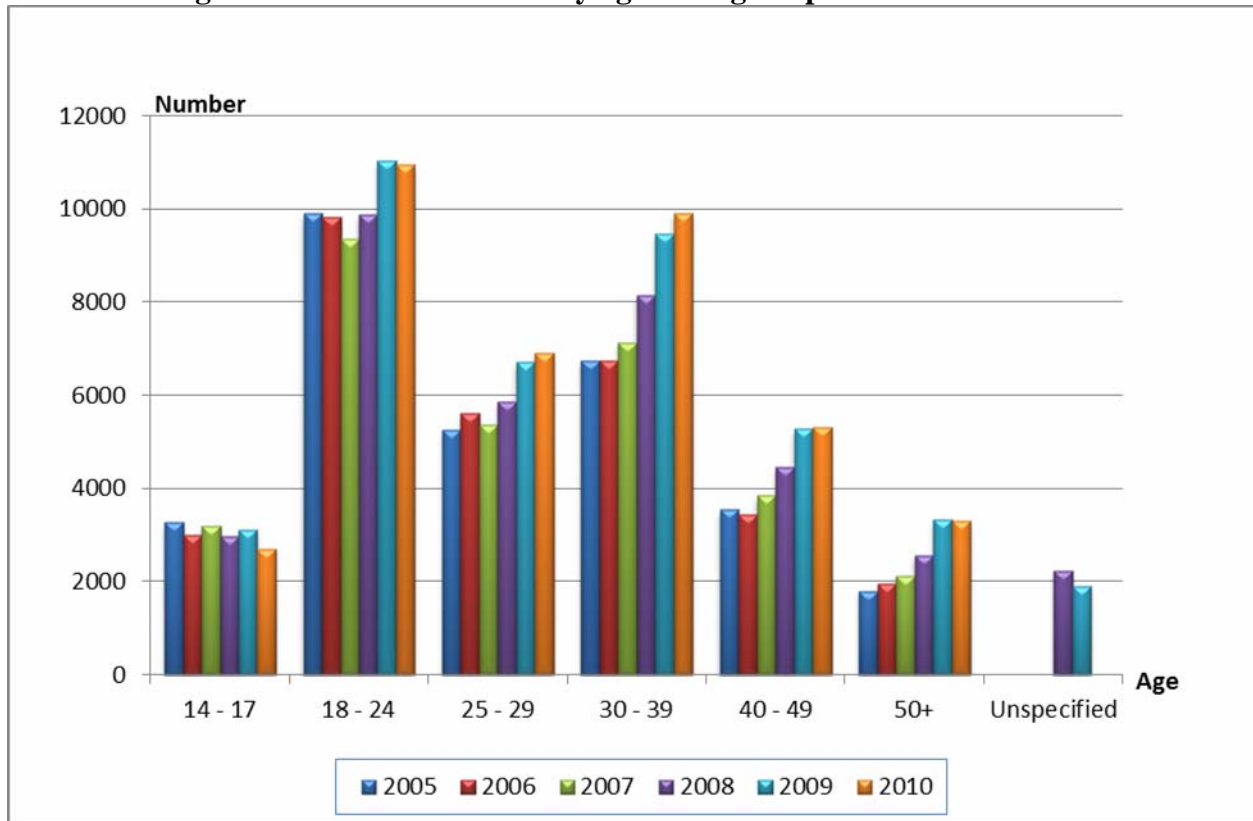
Persons convicted by age

The distribution of convicted persons by age in 2010 is:

- The highest is share of persons aged 18 – 24 years – 10 949 (28.0% of the total number of convicted persons);
- 9 906 persons belonging to age group 30 – 39 years are convicted (25.3%);
- In the age group over 40 years - 8 620 persons are convicted (22.1%);
- Persons convicted aged 25 – 29 are 6 901 (17.7%);
- The smallest in the structure of convicted persons by age is the share of age group 14 – 17 years – 2 694 persons (6.9%).



Figure 2. Persons convicted by age during the period of 2005 – 2010.



Persons convicted by sex

The number of convicted males is 36 481 in 2010, that presents 93.4% of the total number of convicted persons. The rate of criminal activity is 1 158 per 100 thousands of the respective population.

The number of convicted females is 2 589 in 2010 while the coefficient of criminal activity is 76 per 100 thousands of the respective population.

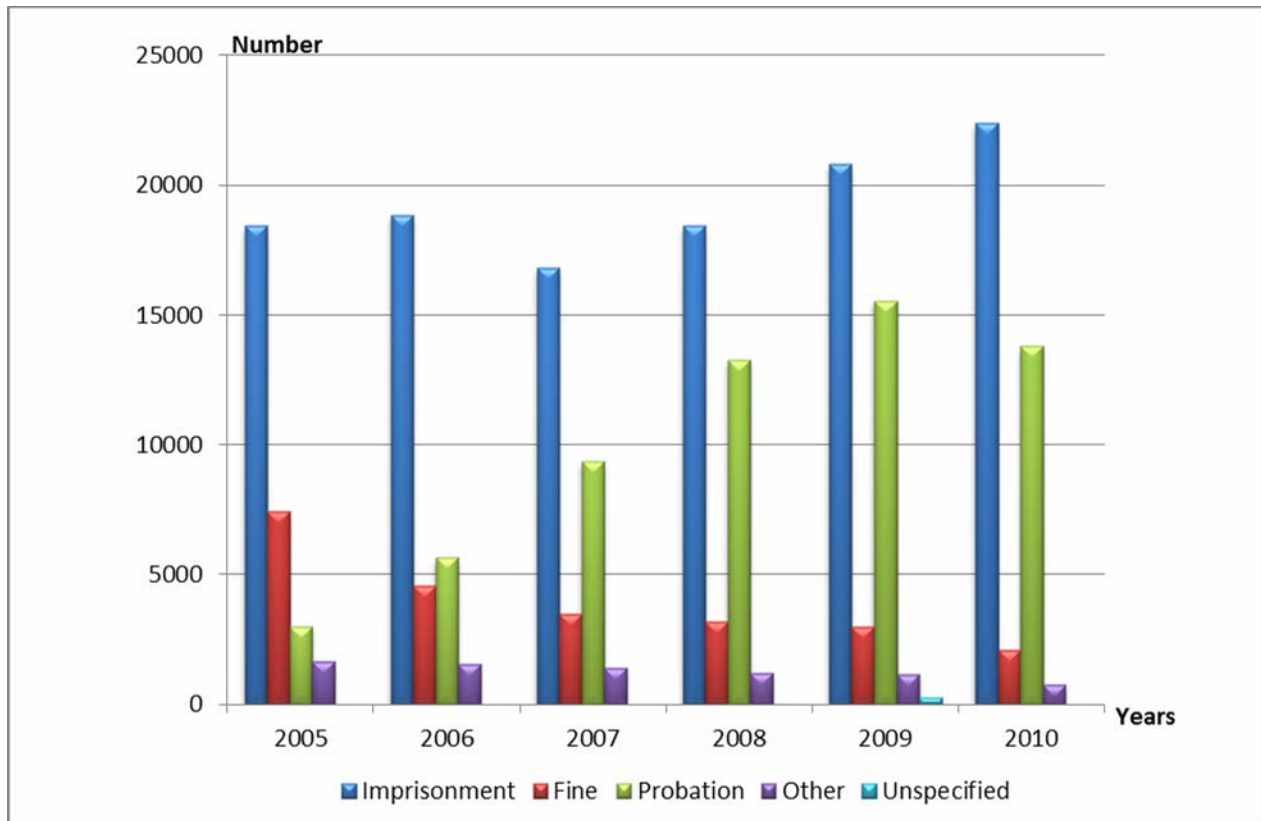
Persons convicted by penalty imposed

Persons convicted for imprisonment in 2010 are 22 404 (57.3%). The highest is the share of persons convicted for imprisonment up to 6 months – 11 539 persons (51.5%), followed by imprisonment from 6 months to 1 year – 6 474 persons (28.9%).

Penalty of probation is imposed to 13 795 persons (35.3%) or 11.3% less compared to 2009. Penalty of fine is imposed to 2 098 persons, or 5.4% of the total number of convicted persons.



Figure 3. Persons convicted by penalty imposed during the period of 2005 - 2010.





METHODOLOGICAL NOTES

Statistical data on crimes with penalties inflicted and persons convicted are obtained on the basis of annual data, received from the regional, district and military courts.

The survey object is the activity of the regional and district courts on penal trials of general, private and administrative character. Since 1998 the information for the activity of military courts is also included. The information about the activity of Supreme Court of Cassation is not included.

Surveyed units are crimes, concluded with penalty inflicted and persons convicted with sentences come into force.

The numbers of crimes and persons convicted for certain reference year include those with sentence that has come into force during the same year.

The number of accused persons covers: convicted persons, conditionally convicted, discharged, persons with proceedings finished suspension and persons with proceedings released from penalty.

Persons convicted with all kinds of inflicted penalty, including conditionally sentenced persons are included in the total number of persons convicted.

All crimes with penalties inflicted regardless they had been committed by one or more persons are included in the number of crimes concluded with penalty inflicted.

The age of persons convicted is given in completed years. Persons who have completed 14, but not 18 years are considered juveniles.

Convicted juvenile persons are included in the total number of persons convicted.

According to Chapter Three, Art. 31, Para. (1) and (2) of the Penal Code criminally responsible is the person of age - who has accomplished 18 years of age, who in a state of sanity commits a crime. A juvenile who has accomplished 14 years of age but who has not accomplished 18 years of age shall be criminally responsible if he could have realized the quality and the importance of the act and handle his conduct.

The criminal activity rate is calculated as correlation between the number of persons convicted and average annual number of the criminally responsible population (age of 14 and over).

Data on crimes with penalties inflicted and persons convicted for 2008, 2009 and 2010 are obtained on the basis of the NSI's statistical survey data and data from administrative source (Prosecutor's Office of the Republic of Bulgaria - National Investigative Services).

For additional information see NSI's web page - <http://www.nsi.bg/otrasalen.php?otr=50>



ANNEX

Table 1

CRIMES WITH PENALTIES INFLICTED BY CHAPTERS OF THE PENAL CODE AND SOME KIND OF CRIMES¹

Chapters of the Penal Code, Kinds of crimes	(Number)					
	2005	2006	2007	2008	2009	2010
Total²	25766	25973	27092	32766	37409	35397
of which:						
Crimes against the person	1858	2130	2001	2075	2256	2072
of which:						
Intentional homicide (committed and attempted)	192	184	251	173	134	149
Bodily harm	903	975	896	1050	1113	1034
Depravity	394	523	459	451	438	351
of which: rape (committed and attempted)	159	224	196	186	158	135
Crimes against the marriage, family and youth	292	380	405	428	646	641
Crimes against the property	12688	12658	11676	12248	12910	12012
of which:						
Theft	9477	9069	8285	9015	9108	8719
Robbery	903	1111	1108	929	1123	1061
Misappropriation	238	225	203	219	224	207
Crimes against the economy	931	806	763	855	1046	1632
Crimes against the financial, tax and insurance systems	28	83	119	105	133	144
Crimes against the activity of state bodies, public organisations and persons, performing public duties	2610	2104	1806	1480	1544	2162
Documentary crimes	807	635	657	861	1210	1525
Crimes against the order and the public peace	773	708	652	679	936	934
of which: hooliganism	661	613	561	565	749	723
Generally dangerous crimes	5460	6241	8843	13769	16386	14021
of which:						
Crimes against the transport and communications	3625	3631	6857	11970	14016	11522
Theft of motor vehicles	275	332	302	255	321	273
Drug - related crimes	855	1460	1003	933	1329	1522
Military crimes	113	64	51	81	104	44

¹According to sentences come into force.

²Incl. persons convicted for crimes committed abroad.



Table 2

PERSONS CONVICTED BY CHAPTERS OF THE PENAL CODE AND SOME KINDS OF CRIMES¹

Chapters of the Penal Code, Kinds of crimes	(Number)					
	2005	2006	2007	2008	2009	2010
Total²	30501	30595	31035	36137	40872	39070
of which:						
Crimes against the person	2 006	2 226	2 120	2 049	2 227	2 056
of which:						
Intentional homicide (committed and attempted)	216	197	269	188	150	162
Bodily harm	1032	1076	969	1109	1196	1099
Depravity	411	531	505	395	409	336
of which: rape (committed and attempted)	195	258	261	193	173	149
Crimes against the marriage, family and youth	289	369	401	417	649	616
Crimes against the property	16977	16836	15305	15642	16440	15614
of which:						
Theft	13348	12766	11505	12179	12328	12042
Robbery	1199	1437	1378	1126	1409	1331
Misappropriation	228	225	214	218	233	209
Crimes against the economy	1006	860	813	935	1229	1793
Crimes against the financial, tax and insurance systems	25	71	103	84	113	127
Crimes against the activity of state bodies, public organisations and persons, performing public duties	2950	2520	2236	1730	1705	2684
Documentary crimes	708	569	427	692	1050	1249
Crimes against the order and the public peace	786	718	696	714	964	939
of which: hooliganism	664	620	580	559	704	684
Generally dangerous crimes	5438	6202	8756	13622	16129	13741
of which:						
Crimes against the transport and communications	3561	3547	6757	11804	13818	11326
Theft of motor vehicles	293	356	333	300	365	316
Drug - related crimes	913	1557	1061	949	1297	1490
Military crimes	109	59	55	81	102	40

¹According to sentences come into force.

²Incl. persons convicted for crimes committed abroad.



Table 3

PERSONS CONVICTED BY SEX¹

SEX	2005	2006	2007	2008	2009	2010
	Number					
Total²	30501	30595	31035	36137	40872	39070
Male	27991	28098	28920	34004	38405	36481
Female	2510	2497	2115	2133	2467	2589
	Structure - %					
Total²	100,0	100,0	100,0	100,0	100,0	100,0
Male	91,8	91,8	93,2	94,1	94,0	93,4
Female	8,2	8,2	6,8	5,9	6,0	6,6

¹According to sentences come into force.

²Incl. persons convicted for crimes committed abroad.

Table 4

PERSONS CONVICTED BY AGE¹

Age	2005	2006	2007	2008	2009	2010
	Number					
Total²	30501	30595	31035	36137	40872	39070
14 - 17	3273	3009	3198	2964	3123	2694
18 - 24	9902	9824	9354	9880	11035	10949
25 - 29	5248	5617	5375	5868	6731	6901
30 - 39	6734	6749	7133	8159	9470	9906
40 - 49	3550	3432	3847	4455	5282	5327
50 +	1794	1964	2128	2565	3321	3293
Unspecified	.	.	.	2246	1910	.
	Структура - %					
Total²	100,0	100,0	100,0	100,0	100,0	100,0
14 - 17	10,7	9,8	10,3	8,2	7,6	6,9
18 - 24	32,5	32,1	30,1	27,4	27,0	28,0
25 - 29	17,2	18,4	17,3	16,2	16,5	17,7
30 - 39	22,1	22,1	23,0	22,6	23,2	25,4
40 - 49	11,6	11,2	12,4	12,3	12,9	13,6
50 +	5,9	6,4	6,9	7,1	8,1	8,4
Unspecified	.	.	.	6,2	4,7	.

¹According to sentences come into force.

²Incl. persons convicted for crimes committed abroad.



Table 5

**PERSONS CONVICTED BY PENALTIES
IMPOSED¹**

Penalties imposed	(Number)					
	2005	2006	2007	2008	2009	2010
Total²	30501	30595	31035	36137	40872	39070
of which: conditionally	11501	11091	9690	11403	12952	14330
Imprisonment	18435	18836	16801	18454	20819	22404
Life imprisonment	4	4	1	4	.	6
Life imprisonment without parole	13	7	12	6	4	1
Fine	7422	4565	3472	3202	3017	2098
Probation	2973	5652	9363	13249	15560	13795
Other	1654	1531	1386	1214	1177	766
Unspecified	.	.	.	8	295	.

¹According to sentences come into force.

²Incl. persons convicted for crimes committed abroad.