



## CRIMES, ACCUSED PERSONS AND PERSONS CONVICTED IN SECOND SEMESTER OF 2010

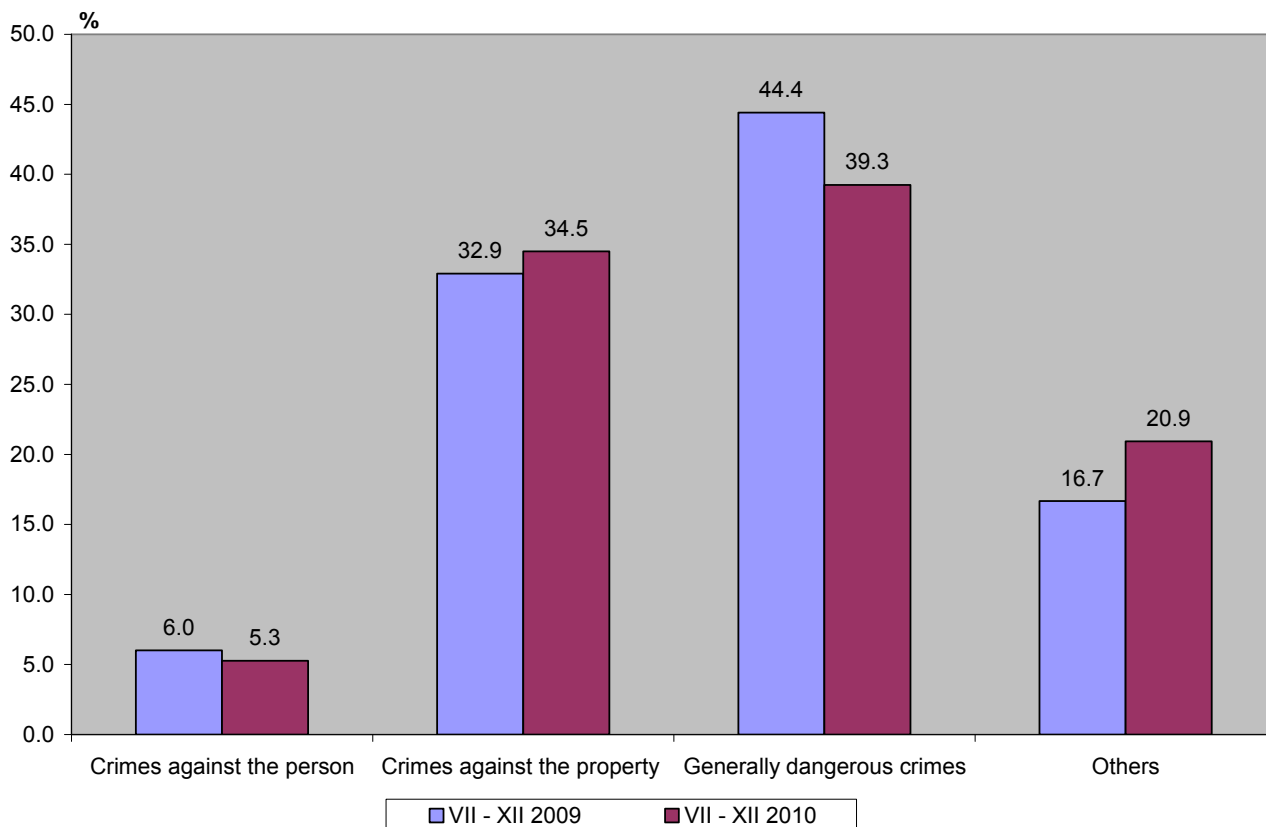
According to the preliminary data of the National Statistical Institute for the second semester of 2010, the number of persons convicted with penalties come into force amounted to 16 052 as in comparison with the same period of 2009 a decrease by 5.5% is observed (See Annex).

The group of convicted persons aged 14 – 17 years presents 6.6% of the total number of convicted persons and amounts to 1 064. The decrease by 18.4% is observed in comparison with the same period of 2009.

The number of accused person is 18 408. At the same time the number of persons with effective sentence of conviction amounted to 9 793 (53.2% of the total number of convicted persons). Conditionally sentenced are 6 259 persons that presents 34.0% of the total number of accused persons. 441 accused persons are acquitted (2.4%) and trials of 111 persons (0.6%) are suspended. 1 804 persons are released from penalty as it presents 9.8% of the total number of accused persons.

In second semester of 2010 the trials ended with inflicted penalty cover 14 341 committed crimes that are by 7.8% more in comparison with the same period of 2009.

**Figure 1. Structure of crimes with penalty inflicted by chapters of the Penal Code during the second semesters of 2009 and 2010**





### Generally dangerous crimes

The crimes of general danger (such committed in a way presenting a general danger or by means of general danger at the transport and communication, directed against public health or environment, related to the usage of nuclear energy for peace purposes, and other crimes of general danger) hold the first place as a number and relative share in the total of punished criminality. 5 629 crimes of this kind have been punished in the second half of 2010, that is by 18.5% less compared to the same period of 2009.

The number of convicted persons for this kind of crimes amounts to 5 525, or 34.4% of the total number of convicted persons. Compared to the second half of 2009 a decrease is observed (by 18.7%) in the number of persons convicted for this kind of crimes.

- The punished cases of crimes against the transport and communications are 4 743. Compared to the same period of 2009 a decrease by 19.8% is observed. Convicted persons for this kind of crimes are 4 665 that present 84.4% from the total number of persons convicted for crimes of general danger. The number of persons convicted for crimes against the transport and communications decreased by 19.9% in comparison with the same period of 2009 when the number of persons convicted for this kind of crimes is 5 823.
- During the second half of 2010 a decrease is observed in the number of punished drug related crimes (contraband of drugs, production, processing, possessing, dissemination, transportation, carrying and other) in comparison with the same period of 2009 – respectively from 547 to 514, or by 6.0% less. The number of convicted persons is 490, or by 7.4% less compared to the same period of 2009.

### Crimes against the property

The number of punished crimes against property is 4 955. They include theft and robbery of property, misappropriation, fraud, extortion, receiving stolen goods, destroying and damaging of property. The share of these crimes in the punished criminality is 34.6% against 34.4% in the second half of 2009. The number of persons convicted for this kind of crimes is 6 584 that presents 41.0% of the total number of convicted persons.

- 3 778 crimes of kind “Theft of property” were concluded with infliction of penalty. The number of persons convicted for thefts is by 9.9% more in comparison with the same period of 2009. In the second semester of 2010 the number of convicted persons for this kind of crime is 5 339 as in the same period of 2009 their number amounted to 4 860 persons.
- 486 persons were convicted for 392 robberies. In comparison with the same period of 2009 a decrease by 22.1 and 17.3% respectively is observed.

### Crimes against the person

The number of persons convicted is 762. Punished crimes against person (homicide, assault and battery, discrediting, kidnapping and illegal constraint, compulsion, disclosure of a secret of another, insult and libel, debauchery, rape and traffic of people) amounted to 756, which constituted 5.3% from the total number of crimes concluded with infliction of penalty. Compared to the same period of 2009 decrease of this kind of crimes and persons convicted was registered, respectively by 19.1 and 18.8%.

- An increase by 6.1% was registered in the number of persons convicted for homicide (committed and attempted). 70 persons were convicted for commitment of homicides (committed and attempted) against 66 persons during the second half of 2009.
- The number of persons convicted for rape (committed and attempted) decreased by 28.2% and amount to 61 persons (against 85 persons in the same period of 2009).



An increase of the number of persons convicted for **crimes against the financial, tax and insurance systems** was registered in the second half of 2010. The number of persons convicted for this kind of crimes is 52 that are by 6.1% more compared to the same period of 2009.

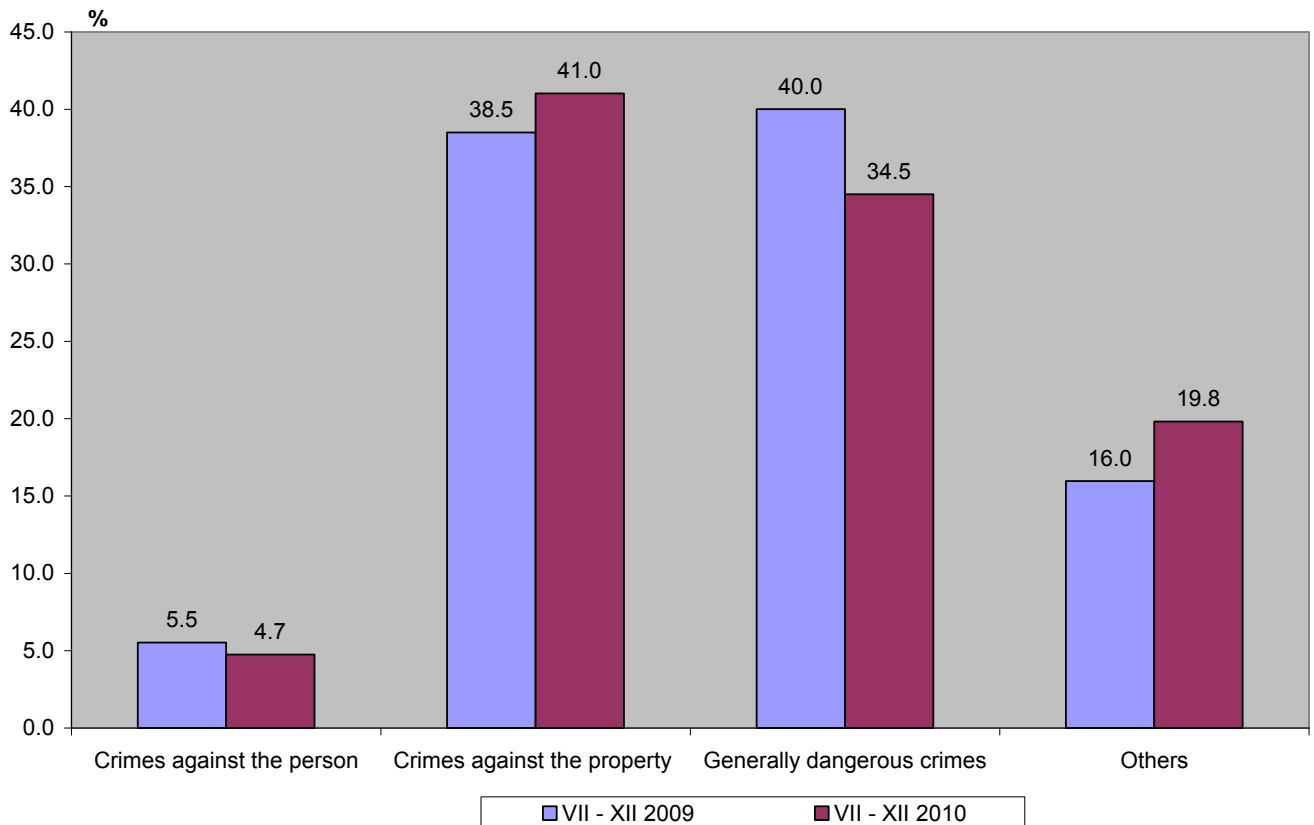
The number of persons convicted for committed **crimes against the activity of state bodies, public organizations and persons performing public duties** is increased by 14.7% in comparison with second half of 2009 and amount to 1 017.

- The number of punished crimes related to illegal crossing the country borders is increased by 18.1%, as the number of persons convicted for this kind of crimes is increased by 36.1%.
- The number of persons convicted for bribery is decreased by 34.7%, respectively punished crimes of this kind – by 34.2%.

An increase is registered in the number of persons convicted for **documentary crimes** by 30.1% (553 persons convicted), **crimes against the economy** by 69.4% (879 persons convicted) and for **crimes against the marriage, family and youth** by 5.8% (239 persons convicted).

A decrease of the number of persons convicted for **crimes against the order and the public peace** by 13.0% (362 persons convicted).

**Figure 2. Structure of persons convicted by chapters of the Penal Code during the second semesters of 2009 and 2010**





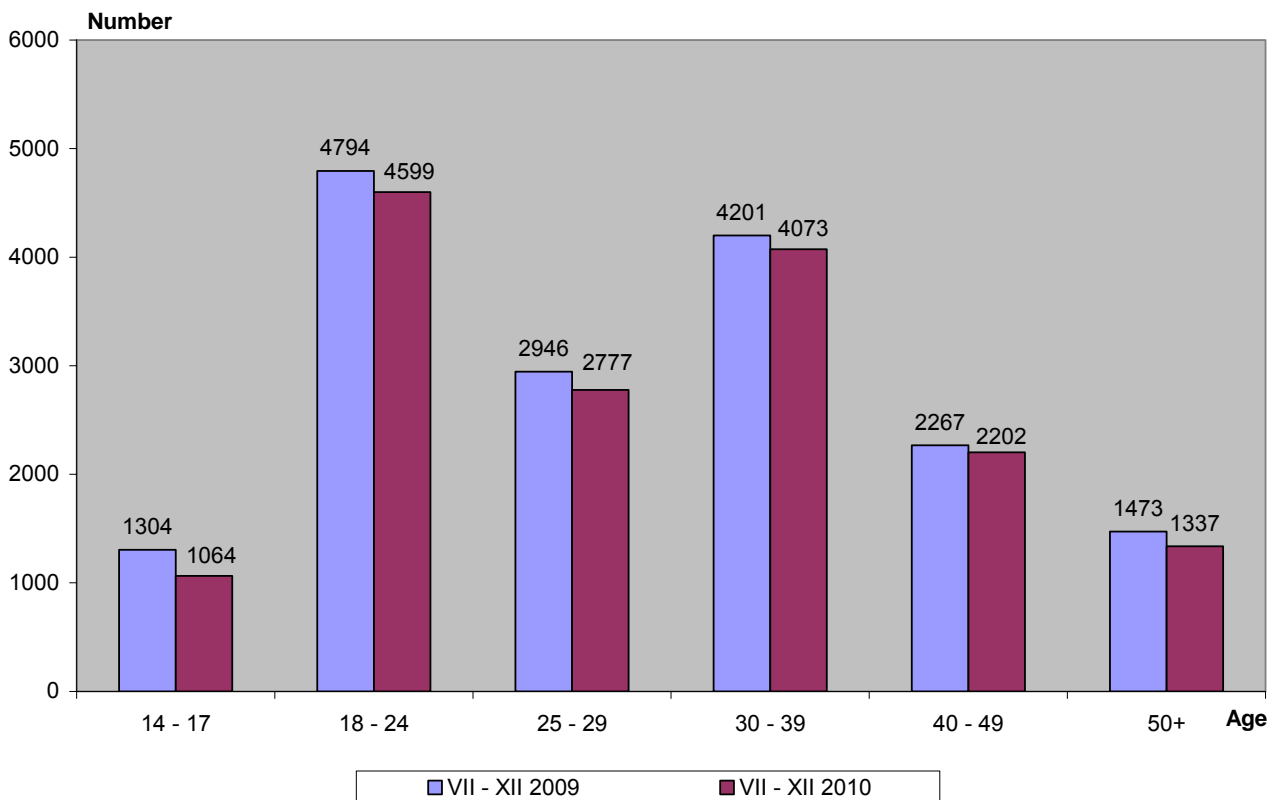
The distribution of convicted persons in second semester of 2010 **by sex** is:

- The number of convicted males is 15 086, or 94.0% of the total number of convicted persons. Compared to the same period of 2009 that is by 5.7% less;
- The number of convicted females is 966 – 6.0% of the total number of convicted persons, which presents 1.7% less in comparison with the same period of 2009;

The distribution of convicted persons in second semester of 2010 **by age** is:

- The highest number and relative share are of persons convicted aged from 18 to 24 years - 4 599 (28.6%);
- Persons convicted aged from 30 to 39 years are 4 073 (25.4%);
- Persons convicted over 40 years are 3 539 (22.1%);
- Persons convicted aged from 25 to 29 years are 2 777 (17.3%);
- Persons convicted from 14 to 17 years are 1 064, as that presents 6.6% of the total number of convicted persons.

**Figure 3. Number of convicted persons by age during the second semesters of 2009 and 2010**



#### **Persons convicted by penalty imposed**

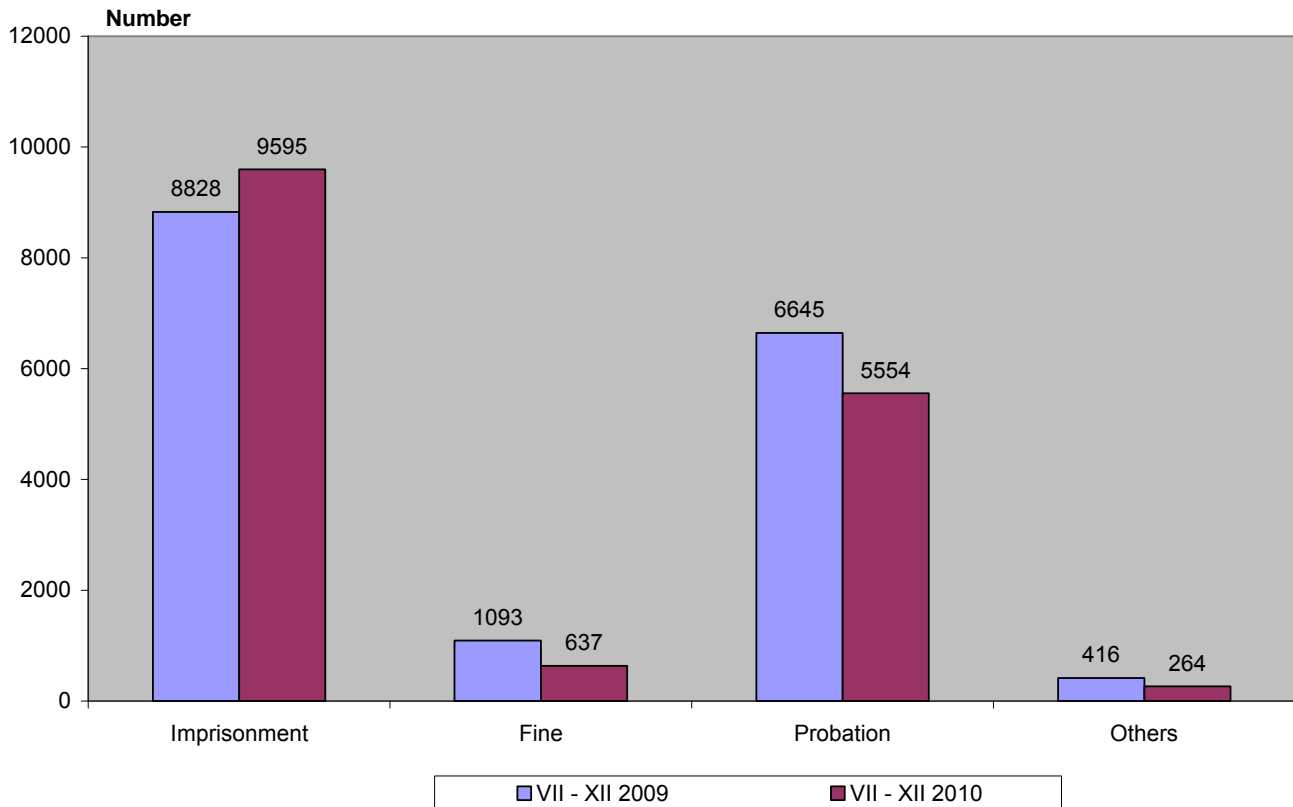
The number of persons convicted to imprisonment is 9 595, that presents 59.8% of the total number of convicted persons (in second semester of 2009 that share is 52.0%).

The highest number and rate are persons convicted to imprisonment up to 6 months - 4 892 persons (51.0%) and from 6 months to 1year – 2 705 persons (28.2%).



[www.nsi.bg](http://www.nsi.bg)  
 Penalty of probation is imposed to 5 554 persons (34.6%) and fine – 637 persons, or 4.0% of the total number of convicted persons.

**Figure 4. Number of convicted persons by penalty imposed during the second semesters of 2009 and 2010.**





## METHODOLOGICAL NOTES

Data on crimes and persons convicted are obtained by processing information about the activity of the regional, district and military courts on penal trials.

The survey object is the activity of the regional and district courts on penal trials of general, private and administrative character. Since 1998 the information for the activity of military courts is also included. The information about the activity of Supreme Court of Cassation is not included.

Surveyed units are crimes, concluded with penalty inflicted and persons convicted with sentences come into force.

The numbers of crimes and persons convicted for certain reference year include those with sentence that has come into force during the same year.

The number of accused persons covers: convicted persons, conditionally convicted, discharged, persons with proceedings finished suspension and persons with proceedings released from penalty.

Persons convicted with all kinds of inflicted penalty, including conditionally sentenced persons are included in the total number of persons convicted.

In the number of crimes concluded with penalty inflicted are included all crimes with inflicted penalty regardless they had been committed by one or more persons.

The age of persons convicted is given in completed years. Persons who have completed 14, but not 18 years are considered juveniles.

Convicted juvenile persons are included in the total number of persons convicted.

For additional information see NSI' web page -

<http://www.nsi.bg/otrasalen.php?otr=50>

ANNEX

Table 1

**CRIMES WITH PENALTY INFLICTED AND PERSONS CONVICTED IN THE SECOND SEMESTERS OF 2009 AND 2010<sup>1</sup>**

(Number)

Kind of crime	2009			2010 <sup>2</sup>		
	Semesters					
	Second			Second		
	Crimes with penalty inflicted	Persons convicted		Crimes with penalty inflicted	Persons convicted	
Total		of wich: Juveniles	Total		of wich: Juveniles	
<b>Total<sup>3</sup></b>	<b>15553</b>	<b>16985</b>	<b>1304</b>	<b>14341</b>	<b>16052</b>	<b>1064</b>
of which:						
<b>Crimes against the person</b>	<b>935</b>	<b>939</b>	<b>75</b>	<b>756</b>	<b>762</b>	<b>47</b>
of which:						
Homicide						
(committed and attempted)	55	66	5	62	70	6
Bodily harm	434	485	38	346	369	20
Debauchery	196	185	20	133	139	18
of which: rape						
(committed and attempted)	71	85	10	50	61	4
<b>Crimes against marriage, family and youth</b>	<b>229</b>	<b>226</b>	<b>2</b>	<b>252</b>	<b>239</b>	<b>-</b>
<b>Crimes against the property</b>	<b>5118</b>	<b>6537</b>	<b>1018</b>	<b>4955</b>	<b>6584</b>	<b>871</b>
of which:						
Theft	3605	4860	827	3778	5339	759
Robbery	474	624	132	392	486	87
Misappropriation	83	87	-	84	82	-
Fraud	313	327	10	241	250	7
Extortion	33	39	1	17	16	-
Destruction and damaging of property	357	344	25	225	198	10
<b>Crimes against the economy</b>	<b>450</b>	<b>519</b>	<b>9</b>	<b>799</b>	<b>879</b>	<b>8</b>
of which: crimes against the customs regime	46	54	-	40	52	-



(Continued and end)

Kind of crime	2009			2010 <sup>2</sup>		
	Semesters					
	Second			Second		
	Crimes with penalty inflicted	Persons convicted		Crimes with penalty inflicted	Persons convicted	
Total		of wich: Juveniles	Total		of wich: Juveniles	
<b>Crimes against the financial, tax and insurance system</b>	<b>63</b>	<b>49</b>	<b>-</b>	<b>59</b>	<b>52</b>	<b>-</b>
<b>Crimes against the activity of state bodies, public organisations and persons performing public duties</b>	<b>778</b>	<b>887</b>	<b>13</b>	<b>829</b>	<b>1017</b>	<b>30</b>
of which:						
Illegal crossing of the boundary	486	526	10	574	716	26
Bringing of persons across the boundary	92	150	2	66	112	2
Bribery	73	75	-	48	49	-
<b>Documentary crimes</b>	<b>509</b>	<b>425</b>	<b>4</b>	<b>646</b>	<b>553</b>	<b>3</b>
<b>Crimes against the order and the public peace</b>	<b>378</b>	<b>416</b>	<b>29</b>	<b>336</b>	<b>362</b>	<b>7</b>
of which: hooliganism	294	283	21	247	251	5
<b>Generally dangerous crimes</b>	<b>6908</b>	<b>6797</b>	<b>148</b>	<b>5629</b>	<b>5525</b>	<b>98</b>
of which:						
Arson	37	47	4	32	36	1
Illegal production, possessing and use of weapon, explosion and ammunition	263	226	1	215	181	3
Crimes against the transport and communications	5913	5823	64	4743	4665	28
Theft of motor vehicles	128	153	51	100	128	49
Drug-related crimes	547	529	28	514	490	16
<b>Military crimes</b>	<b>78</b>	<b>74</b>	<b>-</b>	<b>9</b>	<b>9</b>	<b>-</b>

<sup>1</sup>According to sentences come into force.

<sup>2</sup>Preliminary data.

<sup>3</sup>Incl. persons convicted for crimes committed abroad.





Table 2

**PERSONS CONVICTED BY SEX AND AGE IN THE  
SECOND SEMESTERS OF 2009 AND 2010<sup>1</sup>**

Sex and age	(Number)	
	2009	2010 <sup>2</sup>
	Semesters	
	Second	Second
<b>Total <sup>3</sup></b>	<b>16985</b>	<b>16052</b>
Male	16002	15086
Female	983	966
<b>Juveniles (14 - 17)</b>	<b>1304</b>	<b>1064</b>
Male	1255	1024
Female	49	40
<b>Adults (over 18)</b>	<b>15681</b>	<b>14988</b>
Male	14747	14062
Female	934	926
<b>18-24</b>	<b>4794</b>	<b>4599</b>
Male	4576	4404
Female	218	195
<b>25-29</b>	<b>2946</b>	<b>2777</b>
Male	2794	2609
Female	152	168
<b>30-39</b>	<b>4201</b>	<b>4073</b>
Male	3915	3824
Female	286	249
<b>40-49</b>	<b>2267</b>	<b>2202</b>
Male	2116	2023
Female	151	179
<b>50 and over</b>	<b>1473</b>	<b>1337</b>
Male	1346	1202
Female	127	135

<sup>1</sup>According to sentences come into force.

<sup>2</sup> Preliminary data.

<sup>3</sup>Incl. persons convicted for crimes committed abroad.

Table 3

**PERSONS CONVICTED BY PENALTIES IMPOSED IN THE SECOND SEMESTERS OF 2009 AND 2010<sup>1</sup>**

Penalties imposed	(Number)	
	2009	2010 <sup>2</sup>
	Semesters	
	Second	Second
<b>Total<sup>3</sup></b>	<b>16985</b>	<b>16052</b>
of which: conditional sentences	5567	6259
<b>Imprisonment</b>	<b>8828</b>	<b>9595</b>
Up to 6 months	4568	4892
From 6 months to 1 year	2322	2705
From 1 to 3 years	1649	1669
From 3 to 5 years	185	207
From 5 to 10 years	68	78
From 10 to 15 years	29	21
Over 15 years	7	23
<b>Life imprisonment</b>	-	<b>2</b>
<b>Life imprisonment without parole</b>	<b>3</b>	-
<b>Fine</b>	<b>1093</b>	<b>637</b>
<b>Probation</b>	<b>6645</b>	<b>5554</b>
<b>Others</b>	<b>416</b>	<b>264</b>

<sup>1</sup>According to sentences come into force.

<sup>2</sup>Preliminary data.

<sup>3</sup>Incl. persons convicted for crimes committed abroad.